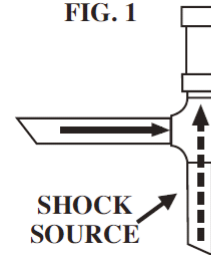
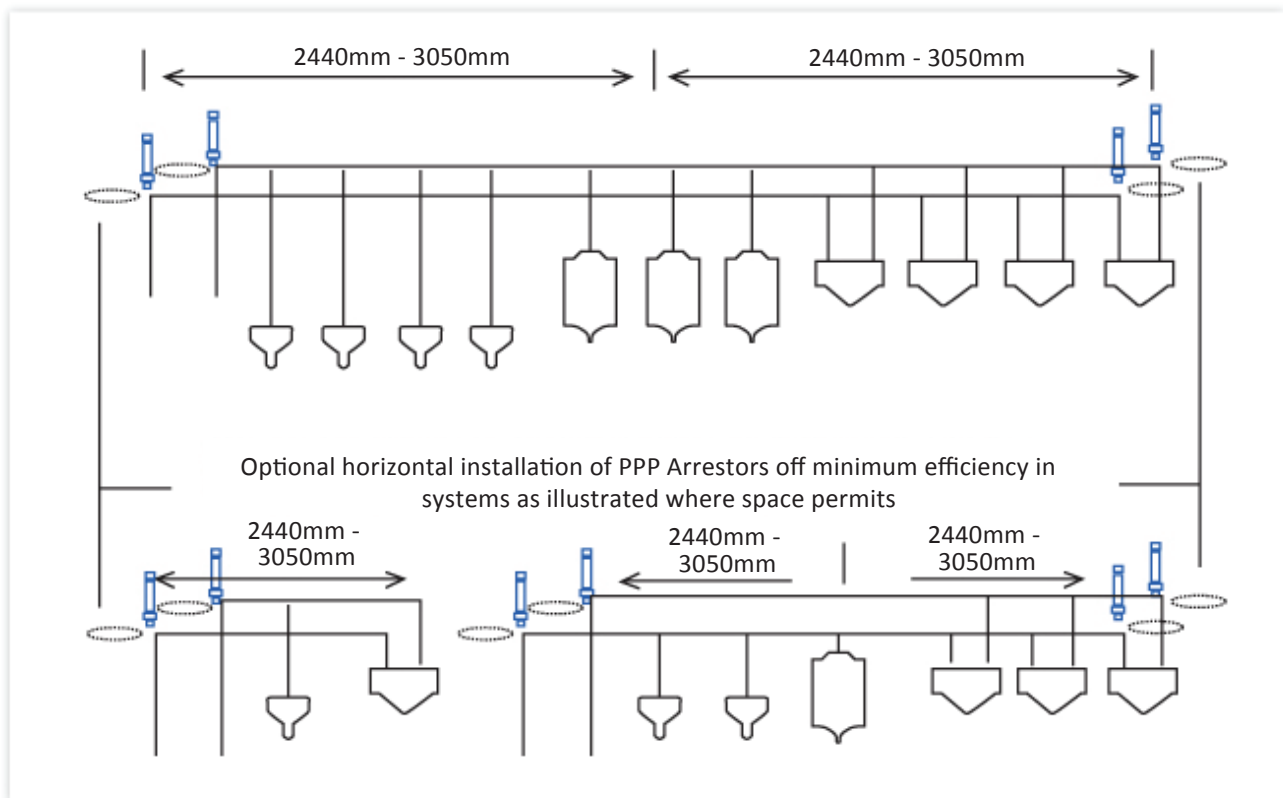
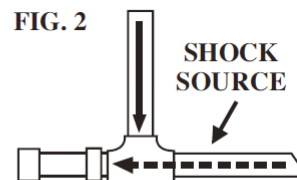


## INSTALLATION & MAINTENANCE

### INSTALLATION REQUIREMENTS

- May be installed in new or existing plumbing systems with a standard pipe tee
- No access panel required (consult local codes)
- No maintenance required
- Always place as near as possible to the source of shock.
- One each on both the hot & cold water lines.
- Fig. 1 & Fig. 2 illustrate proper positioning where the shock would be absorbed

Operating Pressure	0-550 Kpa
Max Spike Pressure	2800 Kpa
Temperature	-4.4°C To +100°C

**FIG. 1**

**FIG. 2**


**WARRANTY:** PPP Valves sold by LWG Zurn are guaranteed against defects of material or workmanship when used for the services recommended. Please refer to the LWG Zurn Product Warranty Statement for details.