



LEAD FREE

Application

Designed for installation on water lines in fire protection systems to protect against both backsiphonage and backpressure of polluted water into the potable water supply. The Model 350DA shall provide protection where a potential health hazard exists (Medium Hazard).

Incorporates metered by-pass to detect leaks and unauthorised water use.

Standards Compliance

Australian Watermark and Standards Mark
UL Classified
FM Approved


(This product contains a weighted average lead content less than 0.25% for surfaces in contact with water per the requirements of Clause A5G4 of NCC 2022 Vol 3) (Plumbing Code of Australia)



LEAD FREE
AS/NZS 2845.1
LIC. WMKA1379



STANDARDS MARK
AS/NZS 2845.1
LIC. SMK1379

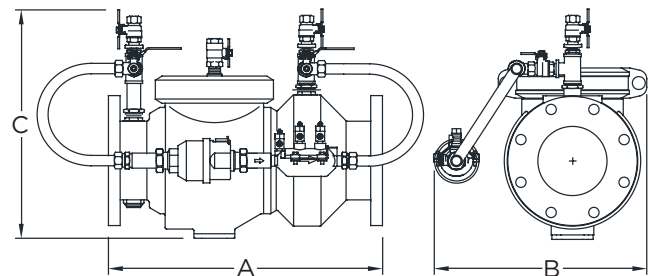


Operating Parameters

Max. Working Water Pressure	1200kPa
Max. Working Temperature	60°C
Hydrostatic Test Pressure	2000kPa
End Connections	Flanges to AS2129 / Roll Groove to AWWA C606

Materials

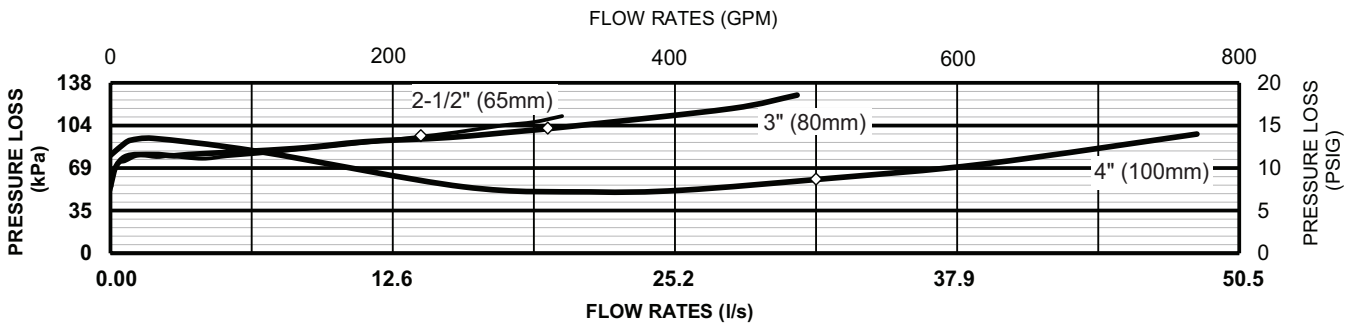
Main Valve Body	Ductile Iron ASTM A 536
Access Covers	Ductile Iron ASTM A 536
Coatings	Fusion Epoxy Finish AS/NZS 4158
Internals	Stainless Steel, 300 Series/NORYL™
Fasteners	Stainless Steel, 300 Series
Elastomers	EPDM / Buna Nitrile
Polymers	NORYL™
Springs	Stainless Steel, 300 Series



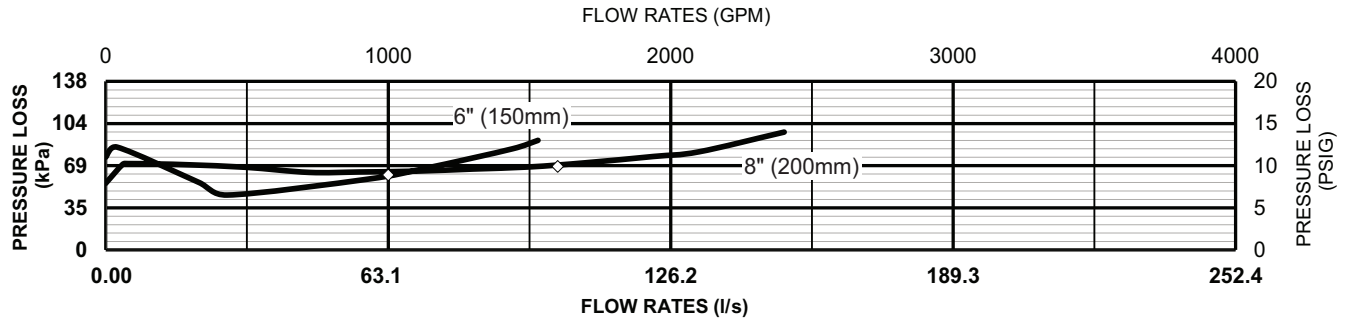
Dimensions & Weights (do not include pkg.)

Valve Size mm	BYPASS	CONNECTION	REECE CODE	ZURN CODE	Dimensions (approximate)		
					A mm	B mm	C mm
65	Meter	Table E	4000164	65-350DA20SYD	403	340	380
80	Meter	Table E	4000180	80-350DA20SYD	403	340	380
100	Meter	Roll Groove	4000018	100-350DA20SYDRG	505	340	410
100	Spacer	Roll Groove	4000019	100-350DA20SYDRG-S	505	340	410
100	Meter	Table E	180437	100-350DA20SYD	535	340	400
100	Spacer	Table E	4000020	100-350DA20SYD-S	535	340	400
150	Meter	Roll Groove	4000053	150-350DA20SYDRG	657	410	465
150	Spacer	Roll Groove	4000050	150-350DA20SYDRG-S	657	410	465
150	Meter	Table E	4000052	150-350DA20SYD	675	430	480
150	Spacer	Table E	4000051	150-350DA20SYD-S	675	430	480
200	Meter	Table E	4000083	200-350DA20SYD	959	570	580

MODEL 350DA 65mm, 80mm & 100mm (STANDARD & METRIC)

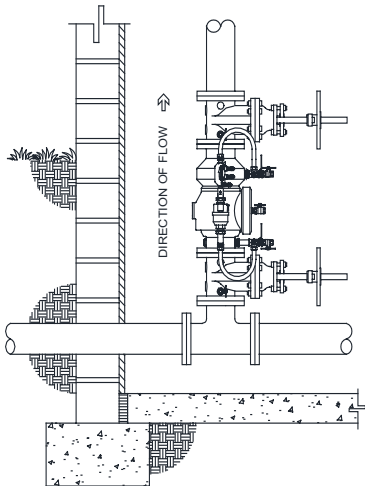


MODEL 350DA 150mm & 200mm (STANDARD & METRIC)

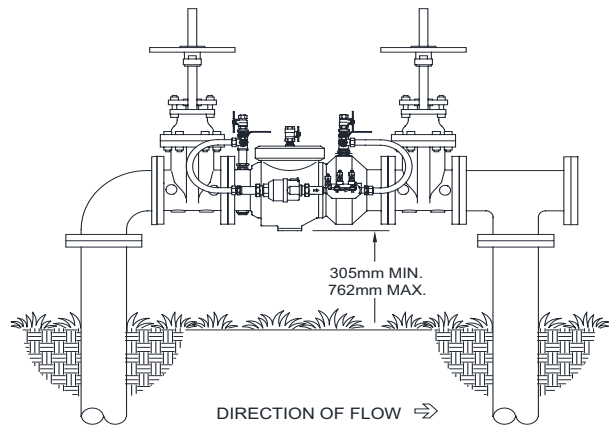


Typical Installation

Local codes shall govern installation requirements. Unless otherwise specified, the assembly shall be mounted at a minimum of 12" (305mm) and a maximum of 30" (762mm) above adequate drains with sufficient side clearance for testing and maintenance. The installation shall be made so that no part of the unit can be submerged.



Vertical Installation



Outdoor Installation

Specifications

The Double Check Detector Backflow Prevention Assembly shall be certified to AS/NZS 2845. The main body and access cover shall be epoxy coated ductile iron (ASTM A 536), the seat ring and check valve shall be Noryl™, the stem shall be stainless steel (ASTM A 276) and the seat disc elastomers shall be EPDM. The first and second check valve shall be accessible for maintenance without removing the device from the line. The Double Check Detector Backflow Prevention Assembly shall be a ZURN WILKINS Model 350DA.