

Application

Designed for installation on potable water lines to protect against both backsiphonage and backpressure of contaminated water into the potable water supply. Reduced Pressure Zone Device Assembly shall provide protection where a potential health hazard exists. (High Hazard).

Standards Compliance

Australian Watermark and Standards Mark

UL Classified

FM Approved

(This product contains a weighted average lead content less than 0.25% for surfaces in contact with water per the requirements of Clause A5G4 of NCC 2022 Vol 3)

(Plumbing Code of Australia)



STANDARDS MARK
AS/NZS 2845.1
LIC. SMK1379

Materials

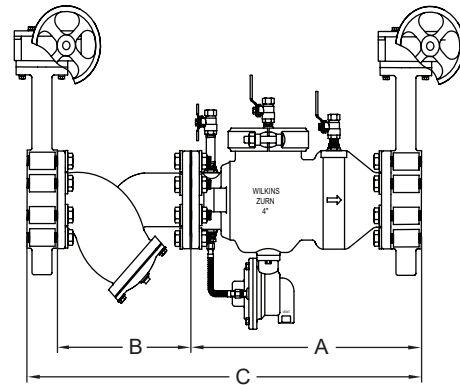
Main Valve Body	Ductile Iron ASTM A536
Access Covers	Ductile Iron ASTM A536
Coatings	Fusion Epoxy Finish AS/NZS 4158
Fasteners	Stainless Steel 300 Series
Internals	Stainless Steel 300 Series, Noryl™
Seal Ring	EPDM
O-ring	Buna Nitrile
Springs	Stainless Steel 300 Series
Sensing Line	Stainless Steel, Braided Hose



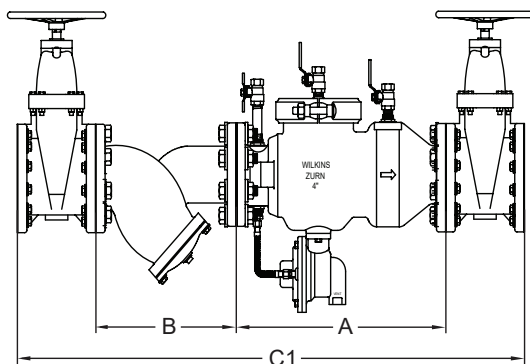
LEAD FREE

Operating Parameters

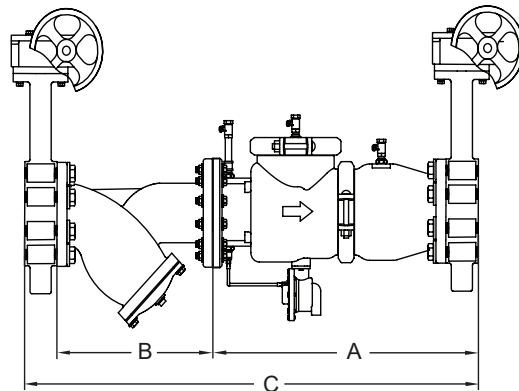
Max. Working Water Pressure	1200kPa
Max. Working Temperature	60°C
Hydrostatic Test Pressure	2400kPa
End Connections	Flanges to AS2129



BUTTERFLY VALVE - 65, 80, 100 & 150mm



GATE VALVE - 65, 80, 100 & 150mm



BUTTERFLY VALVE - 200 & 250mm

Dimensions & Weights (do not include pkg.)

VALVE SIZE mm	DIMENSIONS (approximate)				FLANGE TYPE	# OF BOLT HOLES	DEVICE WEIGHT kg	BOLTS		WASHERS		NUTS	
	A mm	B mm	C mm	C1 mm				QTY	SIZE mm	QTY	SIZE mm	QTY	SIZE mm
65	403	273	768	1056	TABLE D	4	27	4	M16x65	24	M16	4	M16
								16	M16x35				
80	403	295	790	1104	TABLE D	4	27	4	M16x65	24	M16	4	M16
								16	M16x35				
100	535	380	1019	1373	TABLE D	4	44	4	M16x70	24	M16	4	M16
								16	M16x40				
100	535	352	991	1345	TABLE E	8	44	8	M16x70	48	M16	8	M16
								32	M16x40				
150	675	470	1257	1679	TABLE E	8	79	8	M20x70	48	M20	8	M20
								32	M20x40				
200	959	543	1622		TABLE E	8	171	8	M20x80	48	M20	8	M20
								32	M20x55				
250	959	660	1755		TABLE E	12	185	12	M20x90	72	M20	12	M20
								48	M20x60				

Note: bolt, washer and nut quantities and sizes are for lugged butterfly valves only.

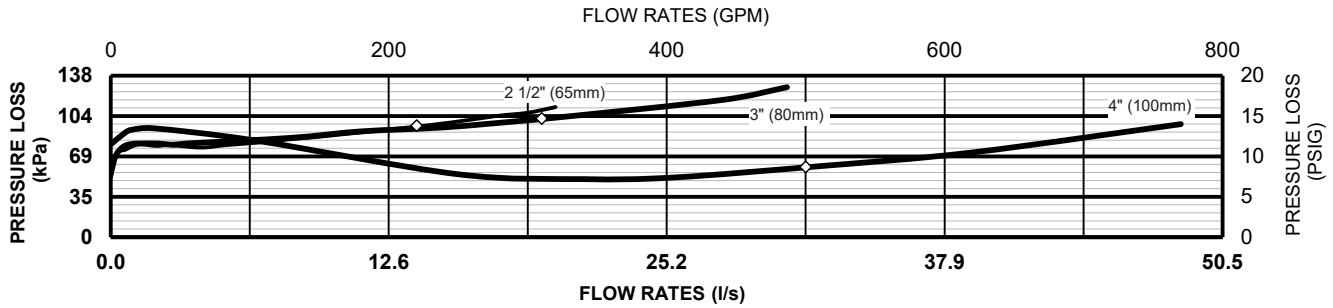
Product Codes

ZURN CODE	REECE CODE	DESCRIPTION
212-375LBSE	1023602	65mm RPZ (TBL. E)
3-375LBSE	1023603	80mm RPZ (TBL. E)
4-375LBSE	1023604	100mm RPZ (TBL. E)
4-375LBSD	1023613	100mm RPZ (TBL. D)
6-375LBSE	1023605	150mm RPZ (TBL. E)
8-375LBSE	1023606	200mm RPZ (TBL. E)
10-375LBSE	4000110	250mm RPZ (TBL. E)

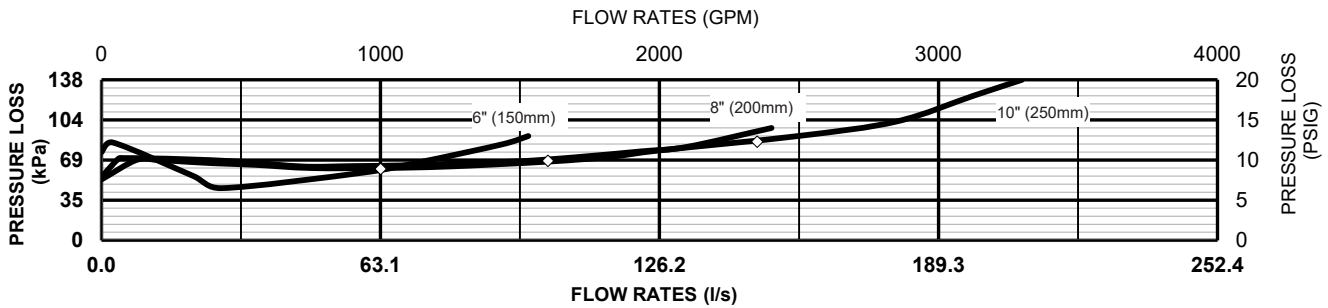
RPZ Assemblies (65-250mm) - Reece Codes

	65mm	80mm	100mm	150mm	200mm	250mm
Wafer Gear Operated Butterfly Valve & Strainer	4001516	4001526	4001488	4001498	4001503	4001507
Lugged Gear Operated Butterfly Valve & Strainer	4001514	4001524	4001485	4001496	4001502	4001506
Wafer Butterfly Valve & Line Strainer	4001515	4001525	4001487	4001497		
Lugged Butterfly Valve & Strainer	4001513	4001523	4001486	4001495		
Gate Valve & Line Strainer	4001517	4001527	4001489	4001499		

MODEL 375 RPZ 65mm, 80mm & 100mm (STANDARD & METRIC)



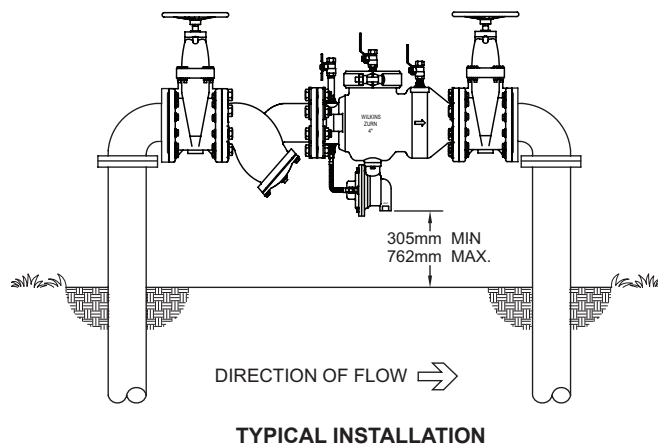
MODEL 375 RPZ 150mm, 200mm, 250mm (STANDARD & METRIC)



Note: the pressure losses depicted in the tables are for the device only and not the complete assembly.

Typical Installation

Local codes shall govern installation requirements. To be installed in accordance with the manufacturers’ instructions and the latest edition of the Plumbing Code of Australia and/or AS/NZS 3500. Unless otherwise specified, the assembly shall be mounted at a minimum of 12" (305mm) and a maximum of 30" (762mm) above adequate drains with sufficient side clearance for testing and maintenance. The installation shall be made so that no part of the unit can be submerged.



Specifications

The Reduced Pressure Zone Device shall be certified to AS/NZS 2845.1. The main body and access cover shall be epoxy coated ductile iron (ASTM A 536), the seat ring and check valve shall be NO-RYL™, the stem shall be stainless steel (ASTM A 276) and the seat disc elastomers shall be EPDM. The checks and the relief valve shall be accessible for maintenance without removing the device from the line. The Reduced Pressure Zone Device shall be a ZURN WILKINS Model 375.