

### Z-6000L

#### LOW PRESSURE EXPOSED FLUSH VALVE

Dimensional Data (mm) are Subject to Manufacturing Tolerances and Change Without Notice

#### PRODUCT DESCRIPTION

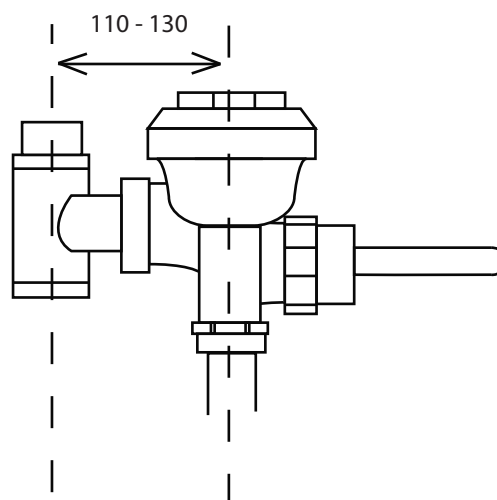
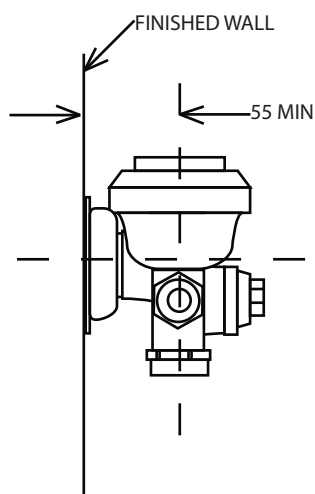
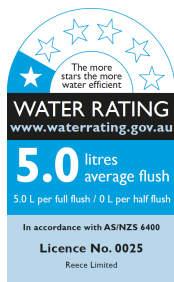
Zurn Z-600L low pressure exposed flush valve to suit 5L back entry toilet pans.

#### ENGINEERING SPECIFICATION

- Min water supply pressure - 40kPa
- Max water supply pressure - 300kPa
- Flush volume - adjustable
- Flow rate required - 1.5L per sec

#### STANDARDS COMPLIANCE

- WELS – 1 Star – 5L
- WELS Registration No. L07406
- Watermarked Approved - WM-000307



#### OPTIONS

CODE	DESCRIPTION
FPCP-40	40x450x450mm chrome plated copper flush pipe
P6000-M-ADA-DF	Exposed dual flush handle