

Application

Zurn Wilkins Model ZPR is designed for installation on potable water lines to reduce high inlet pressure to a lower outlet pressure.

Multiple installations are recommended for wide demand variations or where the desired pressure reduction is more than 3 to 1.

Caution: Anytime a reducing valve is installed or adjusted, a pressure gauge must be used downstream to verify correct pressure setting. Where velocity is an issue, staged reduction is recommended.

Engineering Specification

Designed for installation on portable water lines to reduce high inlet pressure to a lower outlet pressure

The dual spring prevents buildup of excessive system pressure caused by thermal expansion

The balanced piston design enables the regulator to react in a smooth and responsive manner to changes in system flow demand, while at the same time, providing protection from inlet pressure changes

The Model ZPR may be installed in any position, provided sufficient clearance is available for testing

Multiple installations are recommend for wide demand variations or where the desired pressure reduction is more than 3 to 1 or when inlet pressure is over 100kPa

Standards Compliance

Australian Watermark



Dimensions & Weights (do not include pkg.)

MODEL SIZE	Zurn Codes	REECE CODES	DIMENSIONS			WEIGHT	Flow Rate
			A	B	C		
mm			mm	mm	mm	kg	L/min
20	ZPR20F	1060046	84	94	30	0.61	100
25	ZPR25F	1060072	91	113	36	0.88	125
32	ZPR32F	1060073	97	117	37	1.0	136
40	ZPR40F	1060074	109	152	42	1.88	250
50	ZPR50F	1060075	127	178	55	2.94	508



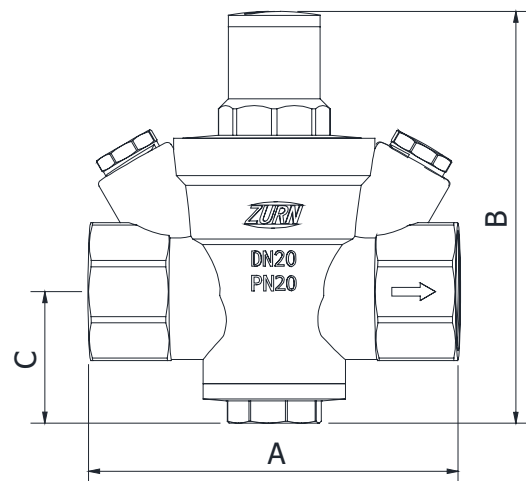
Operating Parameters 20-50mm

Max. Working Water Pressure	2000kPa
Test Pressure	2400kPa
Max. Working Water Temperature	80°C
Reduced Pressure Range	150-550kPa
Factory Preset	500kPa*
Maximum Reduction	3 to 1

* Preset pressure is set according to factory conditions. Valve must be adjusted at time of installation to site conditions to guarantee performance. Failure to do so will void warranty.

Materials

Main Valve Body	DZR Brass
Internals	DZR Brass
Stem	DZR Brass
Springs	Stainless Steel
O-Rings/Gaskets	Nitrile Rubber

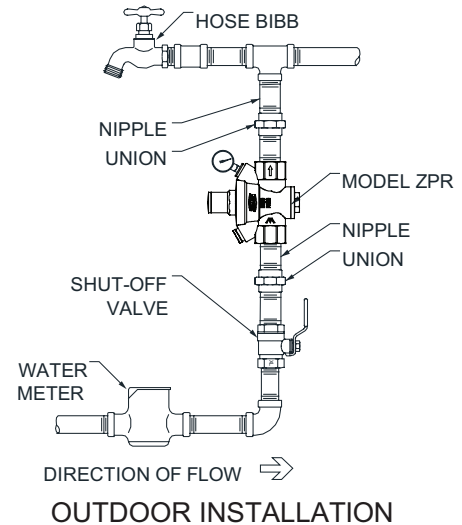
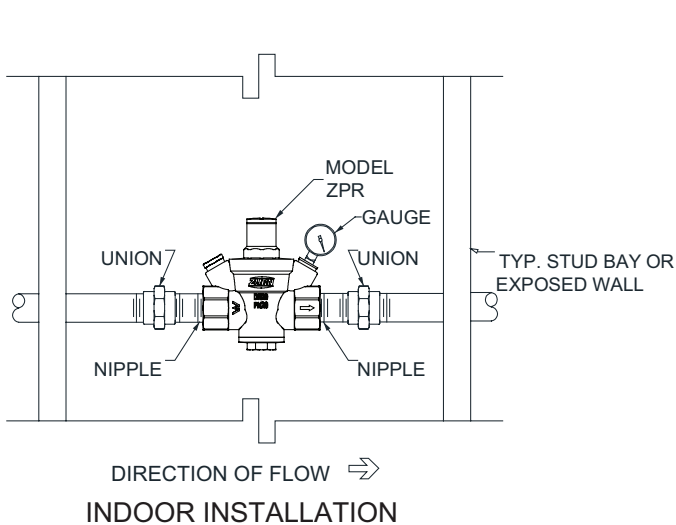


Typical Installation

****Local codes shall govern installation requirements.****

Unless otherwise specified, the assembly shall be mounted in accordance with the latest edition of the local codes.

The Model ZPR may be installed in any position. The assembly shall be installed with sufficient side clearance for testing and maintenance.



Specifications

The Water Pressure Reducing Valve shall be WaterMark certified. The main body and bell shall be DZR Brass alloy. The internals shall be DZR brass and incorporate an integral seat. The seat disc elastomer shall be Nitrile. The assembly shall be accessible for maintenance without removing the device from the line. The Water Pressure Reducing Valve shall be a ZURN Model ZPR.